







ACCESSORIES

IR REMOTE CONTROL SLIMLINE

KEY ASSIGNMENT

	Switching on / off - in ready operation
	Select signal input
Digits 0 - 9	Select TV program directly ● In the menu: enter numbers
TXT	Open / close teletext ●
EPG	Electronic program guide (only DTV channels) ●
MENU	Open / close OSD menu ●
EXIT	EXIT
TV/R	Switch between TV and radio ●
FAV	Open / close favorites list ●
GOTO	GOTO ●
BACK	Previous channel ●
◀	In the menu: cursor left, decrease values
▲	In the menu: cursor up
OK	OK - confirm selection
▼	In the menu: cursor down
▶	In the menu: cursor right, increase values
	In the menu: color buttons ●
V+	Increase volume
V-	Decrease volume
INFO	Channel information / Operation guide ●
	Mute, sound on / off
CH+	Switch between TV channels up ●
CH-	Switch between TV channels down ●
	Media Player functions
SETUP	OSD menu of the DFU monitor system
SLEEP	Sleeptimer
ASPECT	Aspect ratio
AUDIO	Select audio mode and audio track ●
	Dimmer on / off ●
PRESET	Scene 1 on the Dimmer RCU ●



● functions used for ad notam Set Top Box solutions

● functions used for ad notam lighting solutions